






Safe Work Procedure

Name: Portable Toilet Use		Safe work procedure #	
Release date:		Revision date:	
Date of approval:		Management signature:	
Required training: COVID-19 on-farm rules and food safety orientation			
Required Personal Protective Equipment and additional precautions:			
	No jewelry: including bracelets, watches, rings, or necklaces		Long or loose hair must be tied back or contained
	No cell phone use		Keep 2-meter distance
	Wash hands according to recommended protocols		
Potential Hazards:			
Safe Work Procedure			
<p>Before approaching portable toilets</p> <ol style="list-style-type: none"> 1. Know the location of your assigned portable toilet 2. While waiting for your turn keep a 2-meter distance 3. Wash hands prior to entering the stall <p>During the use of portable toilet</p> <ol style="list-style-type: none"> 1. Prior to use, if any area is soiled (dirty) notify the supervisor immediately and wait until it has been cleaned 2. Dispose of all soiled items as per instructions in the stall <p>After you use</p> <ol style="list-style-type: none"> 1. Leave area clean, disinfect as per instructions in the stall 2. Wash hands as per food safety instructions <p>At all times practice respiratory etiquette:</p> <ul style="list-style-type: none"> • Cough or sneeze into your elbow sleeve • Dispose of tissues in garbage cans • Wash hands with plain soap and water for at least 20-30 seconds or use an alcohol-based sanitizer often, especially before eating, after using the washroom, before and after work. • Avoid touching your face 			
<p>REPORT ANY HAZARDOUS SITUATION TO YOUR SUPERVISOR/MANAGER OR EMPLOYER IMMEDIATELY</p>			